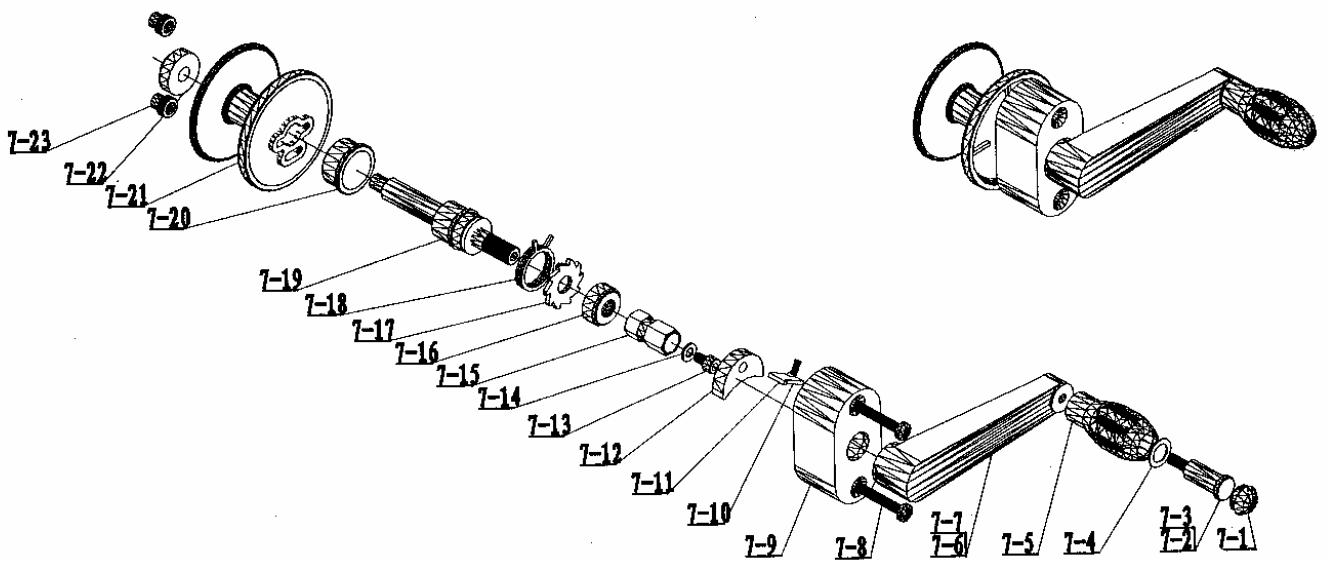
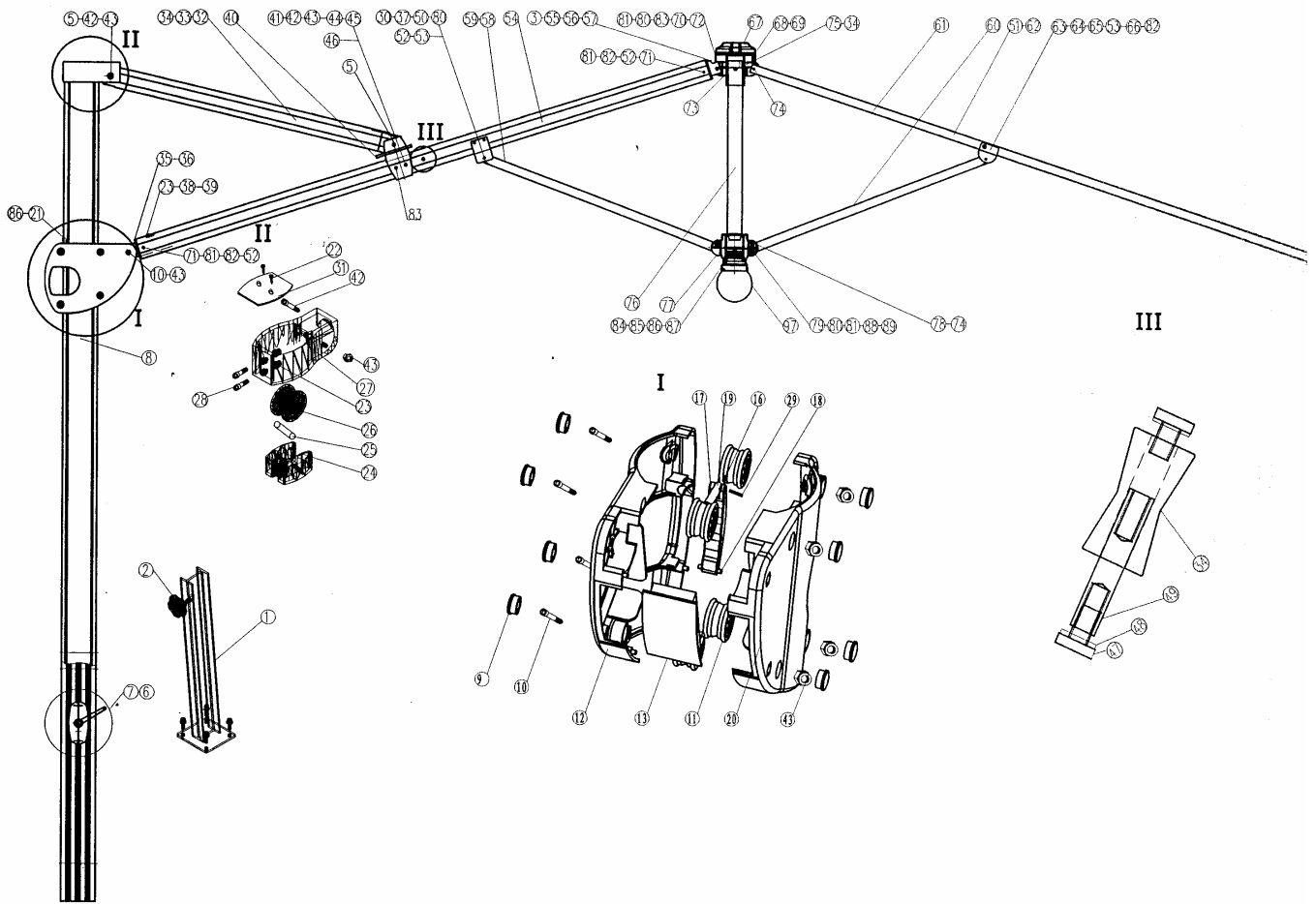














































Milano Sing 2U Diagrams & Parts list

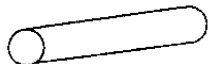









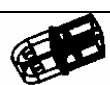












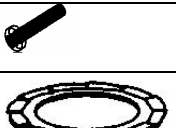



























Parts List















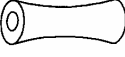

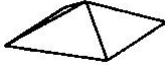

All nuts & bolts are in Metric system

| Item No | Parts Name | Diagram | Qty (Pcs) |
|----------|--|--|-----------|
| MS-01 | H style support base |  | 1 |
| MS-02 | Thumbscrew knob |  | 1 |
| MS-03 | Plastic washer |  | 2 |
| MS-05 | Décor cap for M8 Nut |  | 2 |
| MS-06 | Blocking piece to separate rope from wires |  | 1 |
| MS-07 | Crank assembly |  | 1 set |
| MS-07-1 | Crank handle cap |  | |
| MS-07-2 | Alan head bolt—M6*35 |  | |
| MS-07-3 | Columnar sleeve |  | |
| MS-07-4 | Washer |  | |
| MS-07-5 | Crank handle |  | |
| MS-07-6 | Crank arm |  | 1 |
| MS-07-7 | Built-in baffle spring |  | 1 |
| MS-07-8 | Stainless steel bolt-M5*35 |  | 2 |
| MS-07-9 | Crank housing cover |  | 1 |
| MS-07-10 | Pawl |  | 1 |
| MS-07-11 | Pawl spring |  | 1 |
| MS-07-12 | Pawl baffle |  | 1 |
| MS-07-13 | Alan head bolt-M5*10 |  | 1 |
| MS-07-14 | Washer |  | 1 |
| MS-07-15 | Crank axle |  | 1 |
| MS-07-16 | Bearing 51100 |  | 1 |
| MS-07-17 | Sprocket wheel |  | 1 |

| | | | |
|----------|--|--|---|
| MS-07-18 | Spring |  | 1 |
| MS-07-19 | Main axle |  | 1 |
| MS-07-20 | Axle sleeve A |  | 1 |
| MS-07-21 | Rope wheel |  | 1 |
| MS-07-22 | Axle sleeve B |  | 1 |
| MS-07-23 | Nut M5*dia.7 |  | 4 |
| MS-8 | Main pole |  | 1 |
| MS-9 | Décor cap for smooth runner housing |  | 9 |
| MS-10 | Alan head bolt M8*55 |  | 5 |
| MS-11 | Pulley |  | 5 |
| MS-12 | Smooth runner(left) |  | 1 |
| MS-13 | Cap |  | 1 |
| MS-16 | Spring |  | 1 |
| MS-17 | Trigger |  | 1 |
| MS-18 | Trigger axle |  | 2 |
| MS-19 | Elastic Pin |  | 1 |
| MS-20 | Smooth runner (right) |  | 1 |
| MS-21 | Positioning piece |  | 1 |
| MS-22 | Stainless steel screw dia.3*10 |  | 1 |
| MS-23 | Riveting Nut |  | 4 |
| MS-24 | Block piece to prevent rope moving out of pulley |  | 1 |

| | | | |
|-------|--|--|---|
| MS-25 | Tubular nut dia.6*58 |  | 1 |
| MS-26 | Wheel |  | 1 |
| MS-27 | Top holder |  | 1 |
| MS-28 | Stainless steel bolt-M5*15 |  | 2 |
| MS-29 | Rivet dia.2.9*17 |  | 1 |
| MS-30 | Washer for rib sleeve |  | 4 |
| MS-31 | Cover piece |  | 1 |
| MS-32 | Upper support arm 34" |  | 1 |
| MS-33 | Plastic cap |  | 1 |
| MS-34 | Pulley |  | 1 |
| MS-35 | Lower support arm connector |  | 1 |
| MS-36 | Washer |  | 2 |
| MS-37 | Rivet |  | 4 |
| MS-38 | Stainless steel bolt M5*25 |  | 4 |
| MS-39 | Décor cap for stainless steel bolt M5*25 |  | 1 |
| MS-40 | Blocking piece for fabric |  | 1 |
| MS-41 | Clamp |  | 1 |
| MS-42 | Alan head bolt M8*65 |  | 2 |
| MS-43 | M8 nut |  | 7 |
| MS-44 | Alan head bolt M6*60 |  | 2 |
| MS-45 | M6 Nut |  | 2 |
| MS-46 | Washer |  | 2 |
| MS-47 | Stainless steel screwM6*10 |  | 2 |
| MS-48 | Lock washer – dia.6 |  | 2 |

| | | | |
|-------|---|--|----|
| MS-49 | Tubular nut – M8*44 |  | 1 |
| MS-50 | Connector for lower support arm |  | 1 |
| MS-51 | Long rib - 69" For wire going |  | 1 |
| MS-52 | Washer |  | 3 |
| MS-53 | M5 Nut |  | 8 |
| MS-54 | Lower support arm |  | 1 |
| MS-55 | End cap for lower support arm |  | 1 |
| MS-56 | Wheel on the one end of lower support arm |  | 1 |
| MS-57 | Axle for M-56 |  | |
| MS-58 | Return arm |  | 1 |
| MS-59 | Rib End cap |  | 14 |
| MS-60 | Return arm for wire going |  | 7 |
| MS-61 | Long rib - 69" |  | 1 |
| MS-62 | Rib End cap |  | 15 |
| MS-63 | Rib connector |  | 7 |
| MS-64 | Stainless steel screw dia.4*8 |  | 28 |
| MS-65 | Stainless Steel bolt – M5*27 |  | 7 |
| MS-66 | Protective washer |  | 7 |
| MS-67 | Vent top cap |  | 1 |
| MS-68 | Electronic box cover |  | 1 |
| MS-69 | Stainless steel bolt M4*10 |  | 4 |
| MS-70 | Electric box |  | 1 |
| MS-71 | Stainless steel bolt-M5*52 |  | 2 |
| MS-72 | Stainless steel bolt M5*10 |  | 2 |
| MS-73 | Hub(lower half) |  | 1 |

| | | | |
|-------|---|--|----|
| MS-74 | Rib pin |  | 15 |
| MS-75 | Axle for the wheel inside of the short pole |  | 1 |
| MS-76 | Center pole - 21.6" |  | 1 |
| MS-77 | Rope guide insert |  | 1 |
| MS-78 | Hub(upper half) |  | 1 |
| MS-79 | Hub(lower half) |  | 1 |
| MS-80 | Stainless steel bolt-M5*35 |  | 13 |
| MS-81 | M5 Nut |  | 14 |
| MS-82 | Décor cap for M5 nut |  | 10 |
| MS-83 | Décor cap for M6 Nut |  | 2 |
| MS-84 | Light dome holder |  | 1 |
| MS-85 | Light bulb socket assembly |  | 1 |
| MS-86 | Stainless steel screw dia.4*12 |  | 4 |
| MS-87 | Light bulb dome |  | 1 |
| MS-88 | Pulley |  | 1 |
| MS-89 | Wheel axle |  | 1 |
| MS-92 | Main fabric |  | 1 |
| MS-93 | Nylon rope |  | 1 |